

Results for the First Half (Interim) of FY2027/3

November 10, 2026

NOHMI BOSAI LTD.

Shaping the Customers' Expectations

transformation

Ⅰ. Consolidated Results for the First Half (Interim) of FY2027/3

Orders reached a record first half high for the sixth consecutive year

Although it is necessary to closely monitor the impact of the situation in the Middle East on supply chains and trends in material prices, the market environment in the fire protection industry remained strong.
Orders for large properties received by Meisei Electric Co., Ltd., which joined the Group in the previous period, also contributed.

Net sales reached a record high for the third consecutive year

Backed by a high level of order backlog, net sales reached a record high as construction work progressed smoothly despite constraints on installation capacity and others.
The Fire Extinguishing Systems segment led performance, in particular.

Operating margin improved and profits progressed steadily, ahead of initial forecast

Profitability of large properties completed in the period under review improved as a result of the promotion of additional orders, etc.
The cost of sales ratio improved due to the success of price revision and streamlining of operations.
A record first half high was achieved for the first time in seven years since the fiscal year ended March 2020.

©2026 NOHMI BOSAI LTD.

Consolidated Results of Operation

(Million yen)

	1H FY2026/3	1H FY2027/3		Vs. 1H FY2026/3		Vs. Initial forecast	
	Results	Initial forecast	Results	Amount	Pct.	Amount	Pct.
Net sales	57,020	64,200	**69,362**	**+12,342**	+21.6%	**+5,162**	+8.0%
Cost of sales	67.6%	65.4%	**63.8%**	**-3.8pt**	—	**-1.6pt**	—
Gross profit	18,488	22,200	**25,133**	**+6,645**	+35.9%	**+2,933**	+13.2%
SG&A expenses	15,611	18,710	**18,136**	**+2,524**	+16.2%	**-573**	-3.1%
Operating income	2,877	3,490	**6,997**	**+4,120**	+143.2%	**+3,507**	+100.5%
Operating margin	5.0%	5.4%	**10.1%**	**+5.1pt**	—	**+4.7pt**	—
Ordinary income	3,265	3,930	**7,543**	**+4,278**	+131.0%	**+3,613**	+92.0%
Net income attributable to owners of parent	2,102	2,400	**4,862**	**+2,759**	+131.3%	**+2,462**	+102.6%
EPS (yen)	35.72	40.77	**82.60**				
New orders	86,064	82,200	**103,771**	**+17,706**	+20.6%	**+21,571**	+26.2%
Backlog of orders	99,010	109,474	**125,882**	**+26,871**	+27.1%	**+16,408**	+15.0%

©2026 NOHMI BOSAI LTD.

Consolidated Results by Segments

(Million yen)

		1H FY2026/3	1H FY2027/3	Vs. 1H FY2026/3	
		Results	Results	Amount	Pct.
Fire Alarm Systems	Net sales	21,141	**22,467**	**+1,325**	+6.3%
	Operating income	2,450	**2,991**	**+540**	+22.1%
	Operating margin	11.6%	13.3%	**+1.7pt**	—
Fire Extinguishing Systems	Net sales	18,882	**24,192**	**+5,310**	+28.1%
	Operating income	2,991	**6,396**	**+3,404**	+113.8%
	Operating margin	15.8%	26.4%	**+10.6pt**	—
Maintenance Services	Net sales	14,789	**16,618**	**+1,828**	+12.4%
	Operating income	2,249	**2,569**	**+319**	+14.2%
	Operating margin	15.2%	15.5%	**+0.3pt**	—
Others	Net sales	2,378	**6,340**	**+3,961**	+166.5%
	Operating income	133	**491**	**+357**	+267.1%
	Operating margin	5.6%	7.7%	**+2.1pt**	—
Elimination/ Corporate	Net sales	-172	-256	**-83**	—
	Operating income	-4,948	-5,450	**-501**	—
Consolidated	**Net sales**	57,020	**69,362**	**+12,342**	+21.6%
	Operating income	2,877	**6,997**	**+4,120**	+143.2%

©2026 NOHMI BOSAI LTD.

Segment Information

Fire Alarm Systems | Fire Extinguishing Systems | Maintenance Services

Net Sales (before elimination)

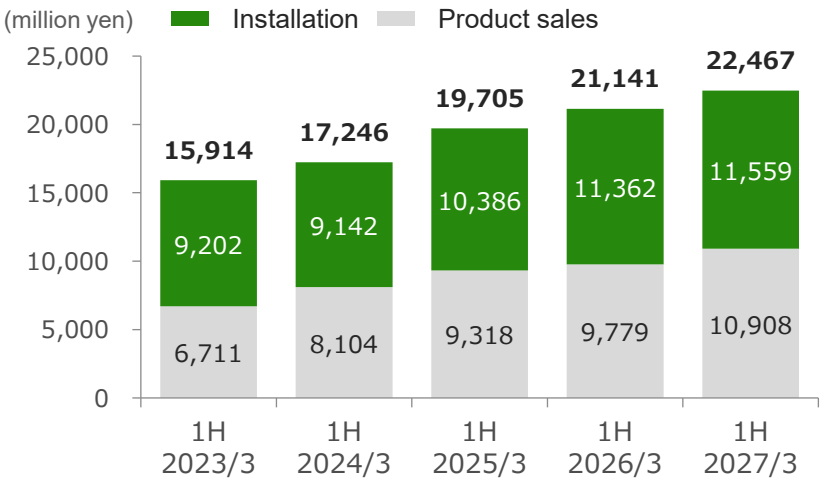

Segment Income & Operating Margin

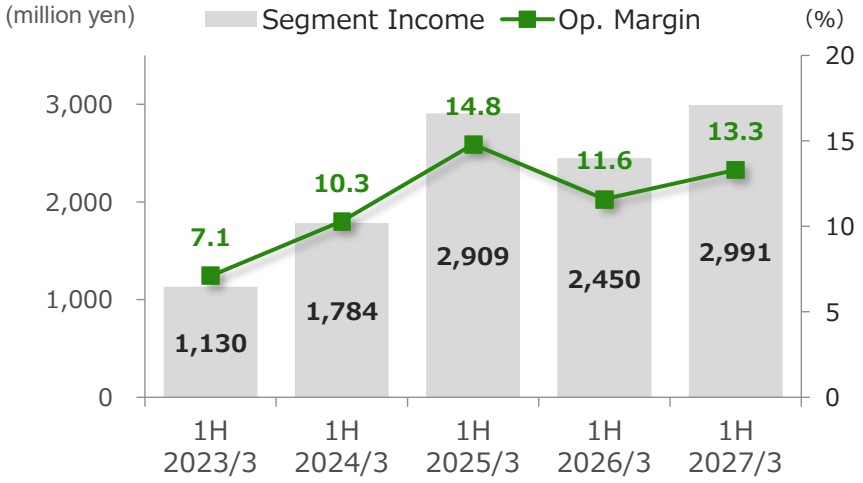

(million yen)	1H 2026/3 Actual	1H 2027/3 Actual	YoY (%)
New orders	**28,497**	**29,482**	**+3.5**
Backlog of orders	**25,043**	**26,725**	**+6.7**
Net sales	**21,141**	**22,467**	**+6.3**
Installation	11,362	11,559	+1.7
Product sales	9,779	10,908	+11.5
Segment Income	**2,450**	**2,991**	**+22.1**

©2026 NOHMI BOSAI LTD.

Segment Information

Net Sales (before elimination)

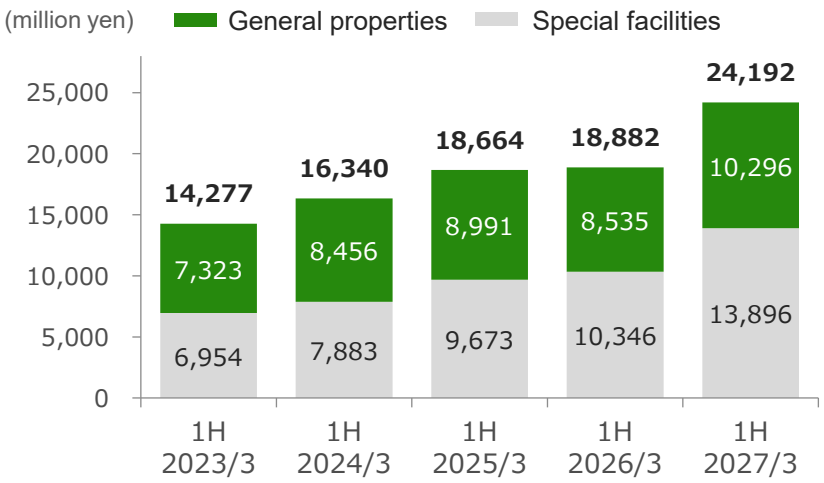

Segment Income & Operating Margin

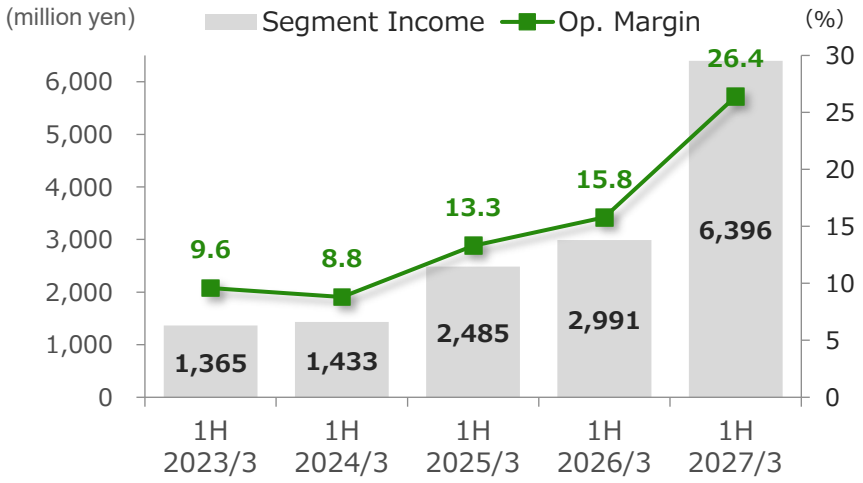

(million yen)	1H 2026/3 Actual	1H 2027/3 Actual	YoY (%)
New orders	**30,741**	**36,955**	**+20.2**
Backlog of orders	**55,503**	**65,801**	**+18.6**
Net sales	**18,882**	**24,192**	**+28.1**
General properties	8,535	10,296	+20.6
Special facilities	10,346	13,896	+34.3
Segment Income	**2,991**	**6,396**	**+113.8**

©2026 NOHMI BOSAI LTD.

Segment Information

Net Sales (before elimination)

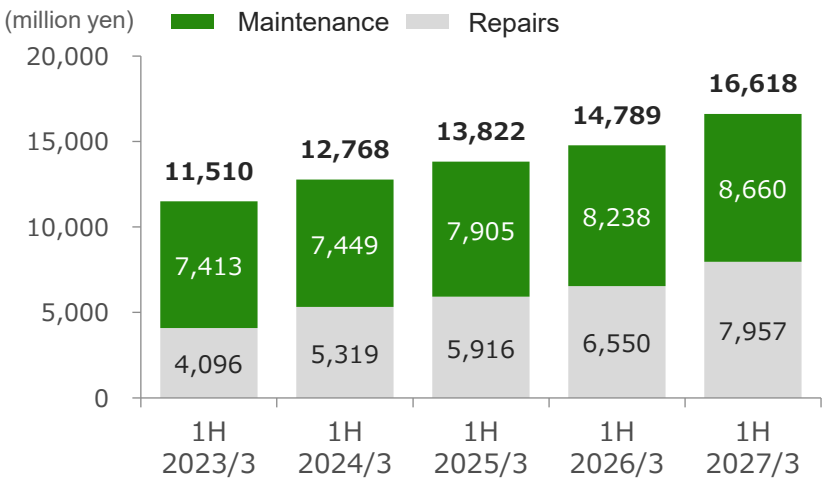

Segment Income & Operating Margin

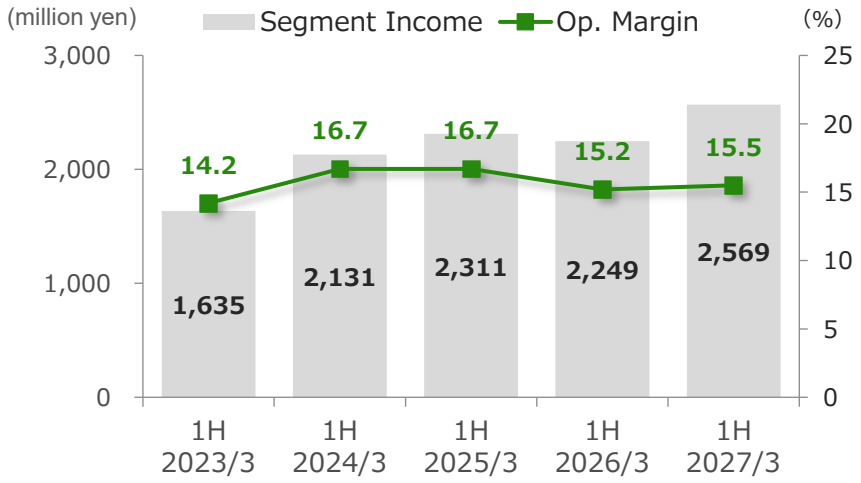

(million yen)	1H 2026/3 Actual	1H 2027/3 Actual	YoY (%)
New orders	**24,334**	**27,946**	**+14.8**
Backlog of orders	**16,883**	**19,611**	**+16.2**
Net sales	**14,789**	**16,618**	**+12.4**
Maintenance	8,238	8,660	+5.1
Repairs	6,550	7,957	+21.5
Segment Income	**2,249**	**2,569**	**+14.2**

©2026 NOHMI BOSAI LTD.

Shaping the Customers' Expectations

transformation

Ⅱ. Forecast for FY2027/3

Forecast for FY2027/3 (Consolidated)

(Million yen)

	FY2026/3	FY2027/3	Vs. FY2026/3	
	Actual	Forecast (announced on October 29)	Amount	Pct.
Net sales	139,657	**164,300**	+24,642	+17.6%
Gross profit	52,318	**61,700**	+9,381	+17.9%
Gross margin	37.5%	**37.6%**	+0.1pt	—
SG&A expenses	33,968	**39,200**	+5,231	+15.4%
Operating income	18,349	**22,500**	+4,150	+22.6%
Operating margin	13.1%	**13.7%**	+0.6pt	—
Ordinary income	19,361	**23,700**	+4,338	+22.4%
Net income attributable to owners of parent	13,648	**16,700**	+3,051	+22.4%
EPS (yen)	231.88	**283.69**		
ROE	10.2%	**11.7%**		
New orders	161,165	**163,000**	+1,834	+1.1%
Backlog of orders	91,474	**90,174**	-1,300	-1.4%

©2026 NOHMI BOSAI LTD.

FY2027/3 Forecast Highlights (Consolidated)

Assuming a strong market environment, orders are expected to be at a high level

While the external environment warrants close monitoring, the market environment is expected to remain strong.
Despite constraints such as on installation capacity, orders are expected to exceed the record-high posted in the previous period.

Record-high net sales and operating income plans have been revised upward

The full-year forecast has been revised upward on the back of strong performance through the first half (announced on October 29).
On the back of order backlog at a high level, net sales and operating income are forecast to exceed ¥160 billion and ¥20 billion, respectively, for the first time.

Promoting priority measures to achieve the Medium-Term Business Plan targets for FY2028

Promoting M&A, DX, and other priority measures in the Medium- to Long-Term Vision 2028, with the aim to maintain at high levels and improve operating margin and ROE on an ongoing basis.

©2026 NOHMI BOSAI LTD.

Precautions

Statements in this presentation about future results of operations are based on information that is currently available to NOHMI BOSAI and its group companies. These forecasts incorporate risk factors and uncertainties.

Actual results of operations may differ significantly from the forecasts in this presentation because of changes in the economic environment for business activities, a shift in demand or other reasons.

©2026 NOHMI BOSAI LTD.